



A great education is priceless and continues to be a priority for Australian parents.

Exclusive research commissioned by Futurity Investment Group shows that 90% of parents believe education is extremely or very important to their child thriving in life.




So how do families ensure they give the next generation access to the education they need to fulfill their aspirations without the cost being a burden on the family budget?

The answer is planning and acting early.

THE TOTAL COST OF 13 YEARS OF SCHOOLING IN QUEENSLAND*

Brisbane is Australia's most expensive city for a Catholic education.

For children who start school in 2026, the projected average cost of their 13-year journey is:

| SECTOR |  GOVERNMENT |  CATHOLIC |  INDEPENDENT |
|---------------------|--|--|---|
| NATIONAL (METRO) | \$113,594 | \$247,174 | \$369,594 |
| NATIONAL (REGIONAL) | \$100,395 | \$223,874 | \$230,144 |
| BRISBANE | \$120,486 | \$273,494 | \$423,378 |
| QLD (REGIONAL) | \$108,647 | \$244,714 | \$239,085 |

*These figures are determined by the average cost across 13 years of schooling in the same sector including school fees and ancillary costs.









TUITION FEES ARE JUST THE BEGINNING

School fees went up for all sectors across the country, but it is important to understand that fees are only one component of the costs incurred by parents. Ancillary costs such as outside tuition, camps, excursions, uniforms, transport, and before and after school care account for a considerable portion of expenses.

In fact, for a Government education, ancillaries make up 90% of the total cost. For the Catholic sector ancillaries comprise 64% and for the Independent sector it is 38%.

QUEENSLAND – METRO AND REGIONAL PROJECTED SECONDARY COSTS FOR A CHILD STARTING YEAR 7 IN 2033

To assist parents in planning ahead, here is a cost breakdown for students starting secondary school in QLD in 2033.

| QUEENSLAND – METRO AND REGIONAL | | | | | | |
|--|----------------|-----------------|-----------------|----------------|------------------|------------------|
| | METRO | | | REGIONAL | | |
| | GOVERNMENT | CATHOLIC | INDEPENDENT | GOVERNMENT | CATHOLIC | INDEPENDENT |
|  SCHOOL FEES | \$1,023 | \$10,202 | \$22,432 | \$665 | \$7,577 | \$9,650 |
|  ELECTRONIC DEVICES | \$669 | \$571 | \$606 | \$559 | \$668 | \$469 |
|  OUTSIDE TUITION | \$1,083 | \$1,454 | \$1,863 | \$904 | \$1,701 | \$1,441 |
|  EXTRA CURRICULAR | \$2,009 | \$4,913 | \$3,918 | \$1,678 | \$5,748 | \$3,031 |
|  TRANSPORT | \$242 | \$345 | \$1,407 | \$202 | \$403 | \$,088 |
|  NECESSITIES | \$663 | \$1,176 | \$1,296 | \$554 | \$1,375 | \$1,003 |
|  BEFORE/AFTER CARE | \$1,756 | \$291 | \$1,663 | \$1,467 | \$340 | \$1,287 |
|  BEFORE/AFTER SCHOOL CLUBS | \$707 | \$529 | \$924 | \$590 | \$619 | \$714 |
|  SCHOOL MEALS | \$517 | \$3,342 | \$831 | \$432 | \$3,910 | \$643 |
| TOTAL COST OF EDUCATION | \$8,668 | \$22,823 | \$34,940 | \$7,052 | \$ 22,343 | \$ 19,326 |

About Futurity

Futurity is Australia's leading issuer of tax effective savings products. Established in 1974, Futurity is an independent mutual company owned by Members, not shareholders.

46,000
members

MORE THAN
\$1bn
FUNDS UNDER MANAGEMENT



About the research

The Futurity Cost of Education index was undertaken by Resolve Strategic Pty Ltd.

To use our Cost of Education Calculator, scan the QR code.

Need help supporting your clients to plan for the cost of education?

To learn more about Futurity's Education Bonds call our Business Development Team on **1300 345 456** today.

This information is provided to licensed financial advisers for their internal business purposes use only. It is sourced from the Resolve Cost of Education research 2026 issued by Resolve Strategic Pty Ltd ABN 38678187945 the rights to which are owned and controlled by Futurity Investment Group Limited, ABN 21 087 648 879 AFSL 236665 ("Futurity"), is the product issuer of Education Bonds. For more information about the research methodology, assumptions and results visit the Futurity website. You are permitted to reproduce the information in this brochure subject to Futurity being identified as the relevant source however no advice should be attributed to Futurity. Futurity is licensed to provide general advice only. You as a licensed financial adviser remain responsible for any information/advice/services provided to your clients including making your own inquiries and ensuring that information/advice/services are appropriate and in accordance with all legal requirements.